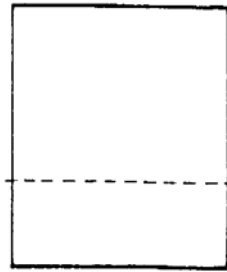



# The Wrap Up

This is the easiest way to use a cloth diaper.



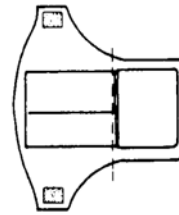
1. Fold one side of a diaper across the center panel.



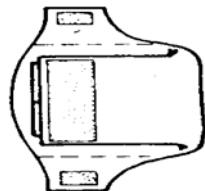
2. Fold the other side of the diaper across the center panel to form a pad.



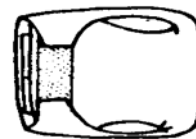
2. Fold a small portion up in front.



3. Place the pad in the center of the open diaper cover.



4. Place the diaper cover under the baby. Bring the front of the cover up between the baby's legs.



5. Close around the baby and fasten with Velcro for a perfect fit. After fastening, check to be sure that all of the diaper is tucked within the wrap to prevent moisture from traveling onto the baby's clothes.